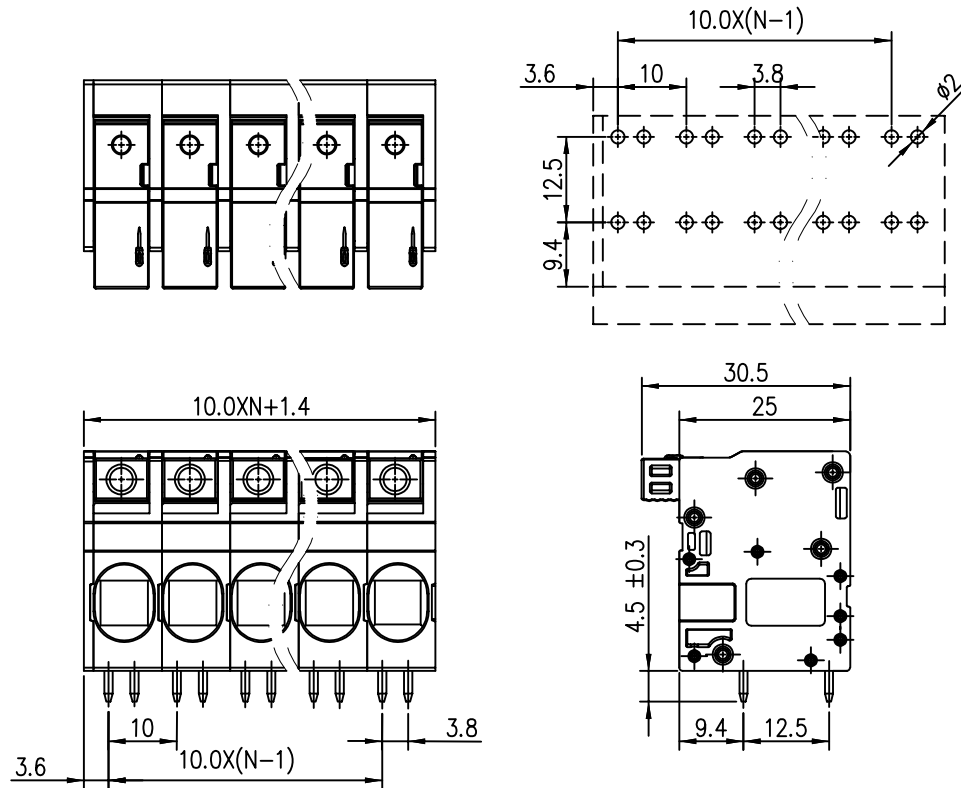


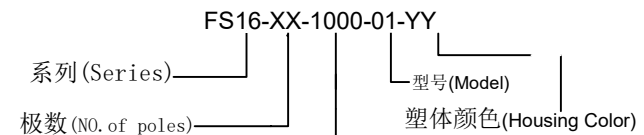
版次 (Version)	变更内容 (Rev. Content)	变更者 (Change Person)

PCB LAYOUT



技术参数 (Technical Data)				
应用组别(Use group)	B	C	D	
UL 额定电器参数 (Rated Electrical Parameters)	600V/66A	600V/66A	600V/66A	
IEC 过压类别(Overvoltage Category) /污染等级(Pollution Degree)	III/3	III/2	III/2	
额定电器参数 (Rated Electrical Parameters)	600V/66A	600V/66A	600V/66A	
压线范围(Wire Range)	/			
工频耐压(Frequency Voltage)	AC 2500V			
冲击耐压(Rated Surge Voltage)	4000V			
绝缘阻抗(Insulation Resistance)	DC500V 500MΩ above			
接触电阻(Contact Resistance)	≤20mΩ			
剥线长度(String Length)	/			
工作温度(Temperature)	-40° C--+105° C			
额定扭矩(Rated torque)	/			
材质和电镀(Material and plating)				
绝缘材质(Housing)	PA66			
导体材料(Contact)	铜合金, 镀锡(Copper alloy, Sn plsted)			
/	/			


产品命名编码:
(Product Number Code):



- | | |
|--------------|-------------------------|
| 1:绿色(Green) | 7:透明色
(Transparent) |
| 2:蓝色(Blue) | 8:白色(White) |
| 3:黑色(Black) | 9:黄色(Yellow) |
| 4:灰色(Grey) | Y:多种颜色
(Mixed color) |
| 5:橙色(Orange) | |
| 6:红色(Red) | |

P=10.00mm,N为孔位数(N for hole digits),有效位数为(Significant Digits):02p-19p

N	02P	03P	04P	05P	06P	07P	08P	09P	10P
L	21.40	31.40	41.40	51.40	61.40	71.40	81.40	91.40	101.40
B	10.00	20.00	30.00	40.00	50.00	60.00	70.00	80.00	90.00
N	11P	12P	13P	14P	15P	16P	17P	18P	19P
L	111.40	121.40	131.40	141.40	151.40	161.40	171.40	181.40	191.40
B	100.00	110.00	120.00	130.00	140.00	150.00	160.00	170.00	180.00

 东莞市澳斯电子有限公司 DONGGUAN AOSI ELECTRONICS CO., LTD,	公差范围(Tolerance Range)	
	150~	±1.50
型号(Type):FS16-XX-1000-01-YY	60~150	±1.00
	30~60	±0.60
核准(Approval):	6~30	±0.40
	0~6	±0.25
核审(Audit):	角度(Angle)	X ±2°
	单位(Units):mm	XX ±1°
设计(Design)	图号(Drawing NO.):	页码(Page):1/1
	比例(Scale):FULL	版次(Version):T0