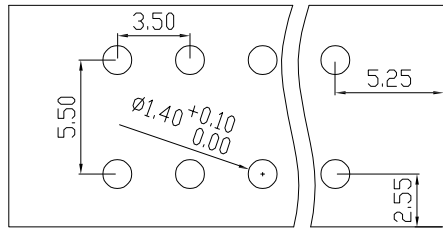
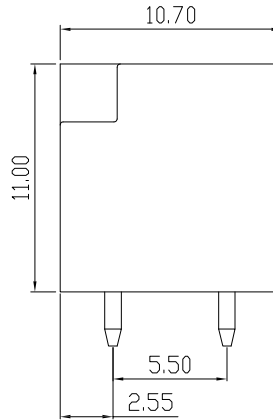
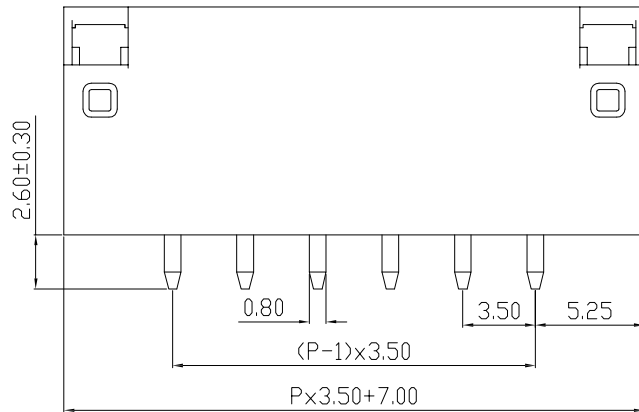
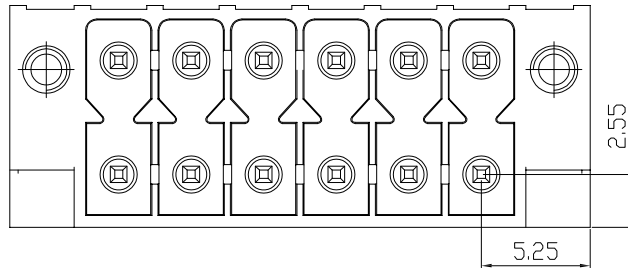


版次 (Version)	变更内容 (Rev. Content)	变更者 (Change Person)



PCB LAYOUT



技术参数 (Technical Data)				
UL	应用组别(Use group)	B	C	D
IEC	额定电器参数 (Rated Electrical Parameters)	300V/8A	300V/8A	300V/8A
	过压类别(Overvoltage Category) /污染等级(Pollution Degree)	III/3	III/2	III/2
	额定电器参数 (Rated Electrical Parameters)	300V/8A	300V/8A	300V/8A
压线范围(Wire Range)		/		
工频耐压(Frequency Voltage)		AC 1300V		
冲击耐压(Rated Surge Voltage)		4000V		
绝缘阻抗(Insulation Resistance)		DC500V 500MΩ above		
接触电阻(Contact Resistance)		≤20mΩ		
剥线长度(String Length)		/		
工作温度(Temperature)		-40° C--+105° C		
额定扭矩(Rated torque)		/		
材质和电镀(Material and plating)				
绝缘材质(Housing)		PA66		
导体材料(Contact)		铜合金, 镀锡(Copper alloy, Sn plsted)		
/		/		

产品命名编码:  
(Product Number Code):

FPH1.5-XX-350-26-YY


系列(Series) ———— 型号(Model)  
极数(NO. of poles) ———— 塑体颜色(Housing Color)

端子间距(Pitch) ————

- |              |                         |
|--------------|-------------------------|
| 1:绿色(Green)  | 7:透明色<br>(Transparent)  |
| 2:蓝色(Blue)   | 8:白色(White)             |
| 3:黑色(Black)  | 9:黄色(Yellow)            |
| 4:灰色(Grey)   | Y:多种颜色<br>(Mixed color) |
| 5:橙色(Orange) |                         |
| 6:红色(Red)    |                         |

P=3.50mm,N为孔位数(N for hole digits),有效位数为(Significant Digits):02p-19p

N	02P	03P	04P	05P	06P	07P	08P	09P	10P
L	14.00	17.50	21.00	24.50	28.00	31.50	35.00	38.50	42.00
B	3.50	7.00	10.50	14.00	17.50	21.00	24.50	28.00	31.50
N	11P	12P	13P	14P	15P	16P	17P	18P	19P
L	45.50	49.00	52.50	56.00	59.50	63.00	66.50	70.00	73.50
B	35.00	38.50	42.00	45.50	49.00	52.50	56.00	59.50	63.00

 东莞市奥斯电子有限公司 DONGGUAN AOSI ELECTRONICS CO., LTD,	公差范围(Tolerance Range)	
	150~	±1.50
型号(Type): FPH1.5-XX-350-26-YY	60~150	±1.00
	30~60	±0.60
核准(Approval):	6~30	±0.40
	0~6	±0.25
核审(Audit):	角度(Angle)	X ±2°
	单位(Units):mm	页码(Page):1/1
设计(Design)	比例(Scale):FULL	版次(Version):T0
	