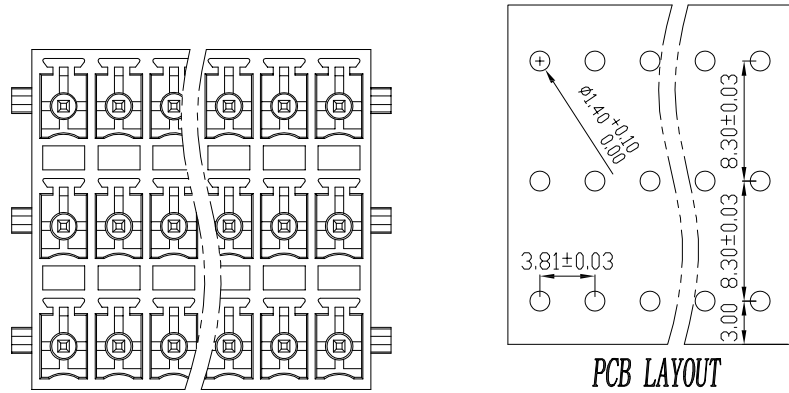
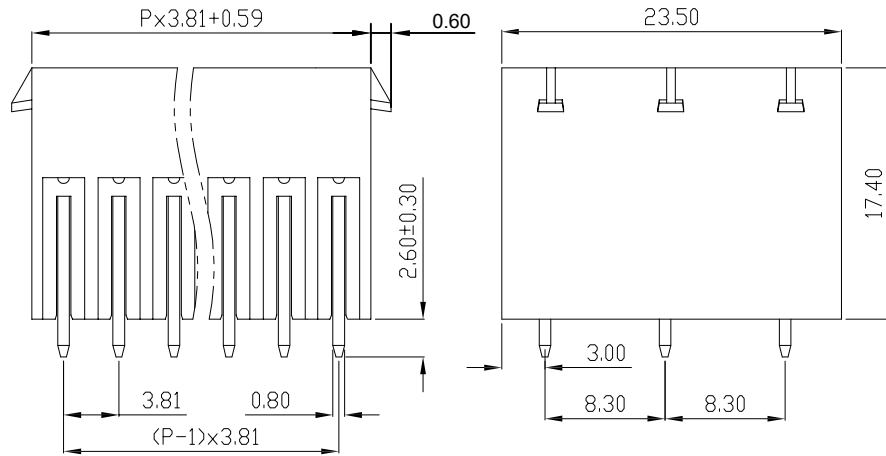


版次 (Version)	变更内容 (Rev. Content)	变更者 (Change Person)



PCB LAYOUT



P=3.81mm,N为孔位数(N for hole digits),有效位数为(Significant Digits):02p-19p

N	02P	03P	04P	05P	06P	07P	08P	09P	10P
L	9.41	13.22	17.03	20.84	24.65	28.46	32.27	36.08	39.89
B	3.81	7.62	11.43	15.24	19.05	22.86	26.67	30.48	34.29
N	11P	12P	13P	14P	15P	16P	17P	18P	19P
L	43.70	47.51	51.32	55.13	58.94	62.75	66.56	70.37	74.18
B	38.1	41.91	45.72	49.53	53.34	57.15	60.96	64.77	68.58

技术参数 (Technical Data)				
UL	应用组别(Use group)	B	C	D
IEC	额定电器参数 (Rated Electrical Parameters)	300V/8A	300V/8A	300V/8A
	过压类别 (Overvoltage Category) /污染等级 (Pollution Degree)	III/3	III/2	III/2
	额定电器参数 (Rated Electrical Parameters)	300V/8A	300V/8A	300V/8A
压线范围(Wire Range)		/		
工频耐压(Frequency Voltage)		AC 2500V		
冲击耐压(Rated Surge Voltage)		4000V		
绝缘阻抗(Insulation Resistance)		DC500V 500MΩ above		
接触电阻(Contact Resistance)		≤8mΩ		
剥线长度(String Length)		/		
工作温度(Temperature)		-40° C--+105° C		
额定扭矩(Rated torque)		/		
材质和电镀(Material and plating)				
绝缘材质(Housing)		PA66		
导体材料(Contact)		铜合金, 镀锡(Copper alloy, Sn plisted)		
/		/		

产品命名编码:  
(Product Number Code):

FPH1.5-XX-381-33-YY

系列(Series)


极数(NO. of poles)

端子间距(Pitch)

型号(Model)

塑体颜色(Housing Color)

- |              |                         |
|--------------|-------------------------|
| 1:绿色(Green)  | 7:透明色<br>(Transparent)  |
| 2:蓝色(Blue)   | 8:白色(White)             |
| 3:黑色(Black)  | 9:黄色(Yellow)            |
| 4:灰色(Grey)   | Y:多种颜色<br>(Mixed color) |
| 5:橙色(Orange) |                         |
| 6:红色(Red)    |                         |

 <b>东莞市澳斯电子有限公司</b> <b>DONGGUAN AOSI ELECTRONICS CO., LTD,</b>	公差范围(Tolerance Range)	
	150~	±1.50
型号(Type): FPH1.5-XX-381-33-YY	60~150	±1.00
	30~60	±0.60
核准(Approval):	6~30	±0.40
	0~6	±0.25
核审(Audit):	角度 X	±2°
	单位(Units):mm	页码(Page):1/1
设计(Design)	比例(Scale):FULL	版次(Version):T0