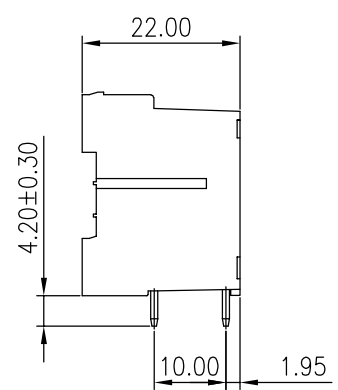
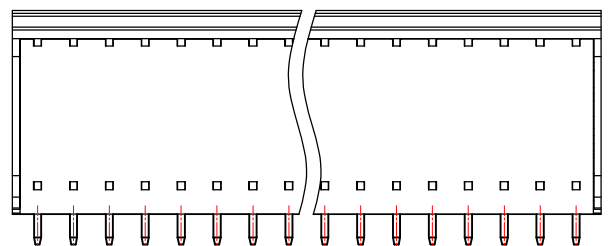
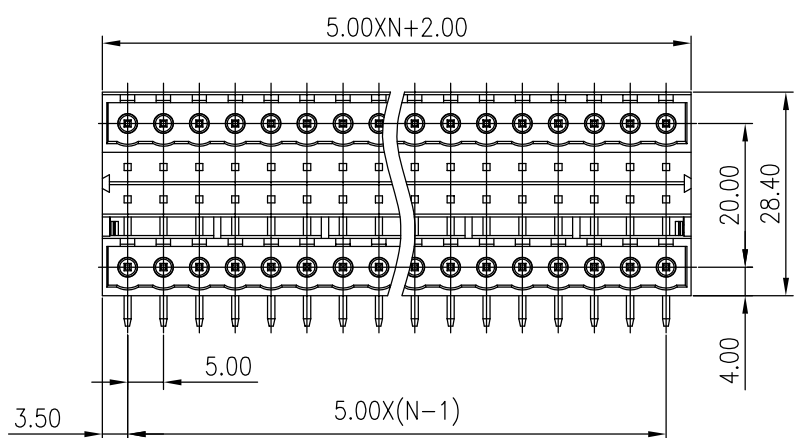
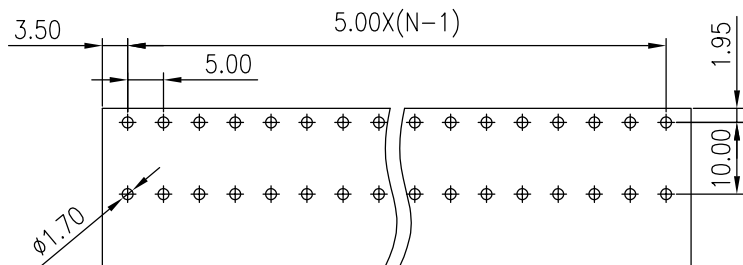


版次 (Version)	变更内容 (Rev. Content)	变更者 (Change Person)

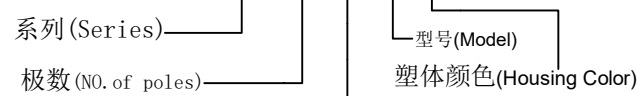
### PCB LAYOUT



技术参数 (Technical Data)				
UL	应用组别(Use group)	B	C	D
	额定电器参数 (Rated Electrical Parameters)	300V/15A	300V/15A	300V/15A
IEC	过压类别 (Overvoltage Category) / 污染等级 (Pollution Degree)	III/3	III/2	III/2
	额定电器参数 (Rated Electrical Parameters)	300V/15A	300V/15A	300V/15A
压线范围(Wire Range)		/		
工频耐压(Frequency Voltage)		AC 2500V		
冲击耐压(Rated Surge Voltage)		4000V		
绝缘阻抗 (Insulation Resistance)		DC500V 500MΩ above		
接触电阻(Contact Resistance)		≤8mΩ		
剥线长度(String Length)		/		
工作温度(Temperature)		-40° C--+105° C		
额定扭矩(Rated torque)		/		
材质和电镀(Material and plating)				
绝缘材质(Housing)		PA66		
导体材料(Contact)		铜合金, 镀锡(Copper alloy, Sn plated)		
/		/		

产品命名编码:  
(Product Number Code):

FPH2.5-XX-500-00-YY



1:绿色(Green)	7:透明色 (Transparent)
2:蓝色(Blue)	8:白色(White)
3:黑色(Black)	9:黄色(Yellow)
4:灰色(Grey)	Y:多种颜色 (Mixed color)
5:橙色(Orange)	
6:红色(Red)	

P=5.00mm,N为孔位数(N for hole digits),有效位数为(Significant Digits):02p-19p

N	02P	03P	04P	05P	06P	07P	08P	09P	10P
L	12.00	17.00	22.00	27.00	32.00	37.00	42.00	47.00	52.00
B	5.00	10.00	15.00	20.00	25.00	30.00	35.00	40.00	45.00
N	11P	12P	13P	14P	15P	16P	17P	18P	19P
L	57.00	62.50	67.0	72.00	77.00	82.00	87.00	92.00	97.00
B	50.00	55.00	60.00	65.00	70.00	75.00	80.00	85.00	90.00

东莞市澳斯电子有限公司 DONGGUAN AOSI ELECTRONICS CO., LTD,	公差范围(Tolerance Range)	
	150~	±1.50
型号(Type):FPH2.5-XX-500-00-YY	60~150	±1.00
	30~60	±0.60
核准(Approval):	6~30	±0.40
	0~6	±0.25
核审(Audit):	图号(Drawing NO.):	角度 X ±2° (Angle) X.X ±1°
	单位(Units):mm	页码(Page):1/1
设计(Design)	比例(Scale):FULL	版次(Version):T0