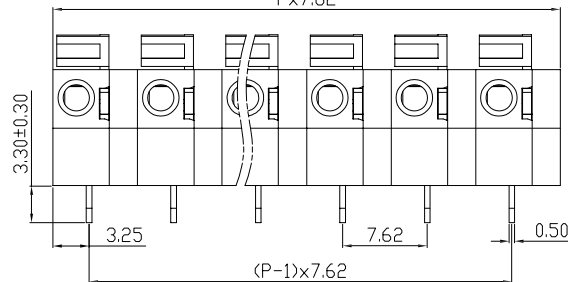
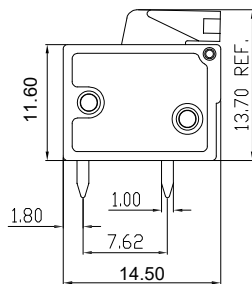
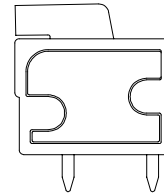
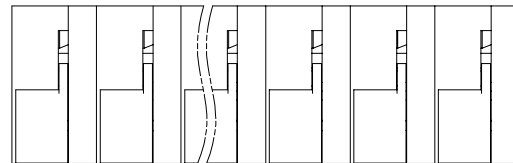
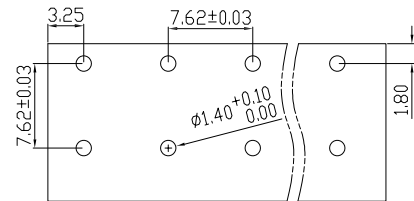


版次 (Version)	变更内容 (Rev. Content)	变更者 (Change Person)



技术参数 (Technical Data)				
UL	应用组别(Use group) (Rated Electrical Parameters)	B	C	D
IEC	过压类别(Overvoltage Category) /污染等级(Pollution Degree)	III/3	III/2	III/2
	额定电器参数 (Rated Electrical Parameters)	500V/15A	630V/15A	1000V/15A
压线范围(Wire Range)		/		
工频耐压(Frequency Voltage)		AC 2500V		
冲击耐压(Rated Surge Voltage)		4000V		
绝缘阻抗(Insulation Resistance)		DC500V 500MΩ above		
接触电阻(Contact Resistance)		≤20mΩ		
剥线长度(String Length)		10		
工作温度(Temperature)		-40° C--+105° C		
额定扭矩(Rated torque)		/		
材质和电镀(Material and plating)				
绝缘材质(Housing)		PA66		
导体材料(Contact)		铜合金, 镀锡(Copper alloy, Sn plsted)		
/		/		

产品命名编码:
(Product Number Code):


FS1.5-XX-762-01-YY

系列(Series) ————
极数(NO. of poles) ————
端子间距(Pitch) ————
型号(Model) ————
塑体颜色(Housing Color) ————

- | | |
|--------------|-------------------------|
| 1:绿色(Green) | 7:透明色
(Transparent) |
| 2:蓝色(Blue) | 8:白色(White) |
| 3:黑色(Black) | 9:黄色(Yellow) |
| 4:灰色(Grey) | Y:多种颜色
(Mixed color) |
| 5:橙色(Orange) | |
| 6:红色(Red) | |

P=7.62mm,N为孔位数(N for hole digits),有效位数为(Significant Digits):02p-19p

N	02P	03P	04P	05P	06P	07P	08P	09P	10P
L	15.24	22.86	30.48	38.1	45.72	53.34	60.96	68.58	76.2
B	7.62	15.24	22.86	30.48	38.1	45.72	53.34	60.96	68.58
N	11P	12P	13P	14P	15P	16P	17P	18P	19P
L	83.82	91.44	99.06	106.68	114.3	121.92	129.54	137.16	144.78
B	76.2	83.82	91.44	99.06	106.68	114.3	121.92	129.54	137.16

 东莞市澳斯电子有限公司 DONGGUAN AOSI ELECTRONICS CO., LTD.	公差范围(Tolerance Range)	
	150~	±1.50
型号(Type): FS1.5-XX-762-01-YY	60~150	±1.00
	30~60	±0.60
核准(Approval):	6~30	±0.40
	0~6	±0.25
核审(Audit):	角度(Angle)	X ±2°
	单位(Units):mm	X.X ±1°
设计(Design)	比例(Scale):FULL	版次(Version):T0
	